



---

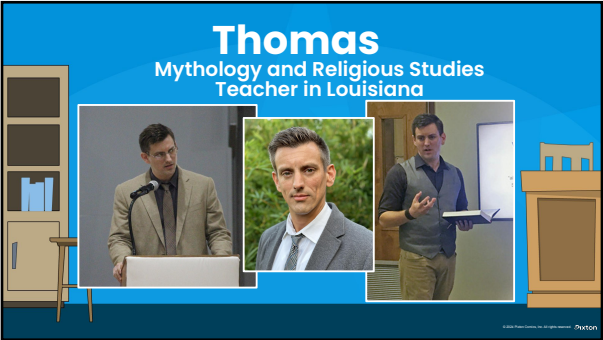
---

---

---

---

---



---

---

---

---

---

---



---

---

---

---

---

---

# Content



© 2018 Pearson Education, Inc. All rights reserved. Pearson

---

---

---

---

---

---

# Research

*Integrating visual images with written text both enhances and accelerates student comprehension, and digital storytelling is an especially good technology tool for collecting, creating, analyzing, and combining visual images with written text.*

Robin, B. R. (2008)

© 2018 Pearson Education, Inc. All rights reserved. Pearson

---

---


---

---

---

---

# Handouts



© 2018 Pearson Education, Inc. All rights reserved. Pearson

---

---

---

---

---

---

## Reminder



© 2015 Pearson Education, Inc. or its affiliate(s). All rights reserved. Pearson

---

---

---

---



---

---

## Research-Based Best Practices

*Social Studies*

1. Narrative Structure
2. Character Development
3. Visual Storytelling



© 2015 Pearson Education, Inc. or its affiliate(s). All rights reserved. Pearson

---

---

---

---

---

---

## Narrative Structure



© 2015 Pearson Education, Inc. or its affiliate(s). All rights reserved. Pearson

---

---

---

---

---

---

# Research

*We have long known that students benefit from instruction in common structures and elements of narrative or story text.*

*Duke, N. K., Ward, A. E., & Pearson, P. D. (2011)*

© 2019 Pearson Education, Inc. All rights reserved. **Pearson**

---

---

---

---

---

---

# Example



© 2019 Pearson Education, Inc. All rights reserved. **Pearson**

---

---

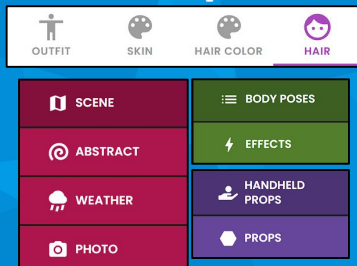
---

---

---

---

# Prep



© 2019 Pearson Education, Inc. All rights reserved. **Pearson**

---

---


---

---

---

---

# Prep



## Lesson Ideas

Find inspiration – browse by grade, subject and objective



## Story Starters

Get them going with these fun, mind-tickling writing prompts

© 2015 Pearson Education, Inc. All rights reserved. Design

---

---

---

---

---

---

---

# PowerUp! Flashback Technique



Odysseus decides to explore a island, despite the unknown dangers that may await.

Polyphemus, distracted by curiosity, dealt violently with intruders on his land.

Odysseus had strategized to battle before, relying on his strategic mind to always find a way out.

© 2015 Pearson Education, Inc. All rights reserved. Pearson

---

---

---


---

---

---

---

# PowerUp! Twist Ending



Odysseus and his men tried to appease Polyphemus with offerings of food to befriend him.

© 2015 Pearson Education, Inc. All rights reserved. Pearson

---

---

---

---

---

---

---

# Character Development

© 2019 Pearson Education, Inc. All rights reserved. Pearson

---

---

---

---

---

---

## Research

*Students' profound way of thinking [...] produced answers based on the characters' feelings as they felt themselves being the character throughout the plot by generating web comics.*

Janeyd, N., & Deris, F. D. (2019)

© 2019 Pearson Education, Inc. All rights reserved. Pearson

---

---

---

---

---

---

## Example

Loki went to the dwarves, Brokk and Eitri to propose a wager of who could make the finest treasure.

Loki transformed himself into a biting fly to sabotage the dwarves as they made their treasures, but ultimately failed.

Thor was overjoyed with the hammer the dwarves made him as Odin watched, and Loki realized his plan had backfired.

© 2019 Pearson Education, Inc. All rights reserved. Pearson

---

---

---

---

---

---

---

---

---

---

---

---

---

---

---

---

---

---

---

---

---

## Research

*Palette, perspective, design, point of view, atmosphere, and characterization, to name a few visual elements, are no longer secondary to the text, but actually tell a story.*

Gibson, J. (2016)

© 2016 Pearson Education, Inc. or its affiliates. Pearson

---

---

---

---

---

---

## Example



© 2016 Pearson Education, Inc. or its affiliates. Pearson

---

---

---

---

---

---

## PowerUp! Mood Shift



© 2016 Pearson Education, Inc. or its affiliates. Pearson

---

---



---

---

---


---





# Recap

1. Narrative Structure
2. Character Development
3. Visual Storytelling



© 2018 Paxton Media, Inc. All rights reserved. Paxton

---

---

---

---

---



**Thank You!**



© 2018 Paxton Media, Inc. All rights reserved. Paxton

---

---

---

---

---