








Handouts




Reminder




Research-Based Best Practices


Language Acquisition

1. Create the Scene
2. Yesterday-Today-Tomorrow
3. Comics Jigsaw






Create the Scene



Example



Research

Comics and graphic novels provided “contextual and comprehensible input” and engaged learners, encouraging them to explore other reading materials.

Derrick, J. (2008)



Shopping




Middle School



Sports

Prep


© 2018 Pearson Education, Inc. All rights reserved. Pearson





I wake up in the morning to get ready for my day at school. I brush my teeth, get dressed and go downstairs for breakfast.


Prep

© 2018 Pearson Education, Inc. All rights reserved. Pearson



PowerUp!
Student-Created Dialogue
Collaborative Work





© 2018 Pearson Education, Inc. All rights reserved. Pearson

PowerUp!

Sequencing

This graphic features three comic panels on the left showing a boy and a girl in a classroom setting. The first panel shows the boy asking the girl a question. The second panel shows the girl answering. The third panel shows the boy repeating the question. To the right of the panels is a yellow double-door locker. In the bottom left corner, there is a green backpack and a calendar.

Yesterday- Today- Tomorrow

This graphic features three comic panels on the left showing a boy and a girl in a classroom setting. The first panel shows the boy asking the girl a question. The second panel shows the girl answering. The third panel shows the boy repeating the question. To the right of the panels is a yellow double-door locker. In the bottom left corner, there is a green backpack and a calendar.

Example

This graphic features three comic panels on the left showing a boy and a girl in a classroom setting. The first panel shows the boy asking the girl a question. The second panel shows the girl answering. The third panel shows the boy repeating the question. To the right of the panels is a yellow double-door locker. In the bottom left corner, there is a green backpack and a calendar.

Research

Digital storytelling encourages students to think more deeply about a topic as they plan and create their stories.

Sadik, A. (2008)

A digital storytelling project by a student at the University of Toronto. Photo: The Ontario Ministry of Education

Research

Digital storytelling encourages students to think more deeply about a topic as they plan and create their stories.

Sadik, A. (2008)

A digital storytelling project by a student at the University of Toronto. Photo: The Ontario Ministry of Education

Research

Digital storytelling encourages students to think more deeply about a topic as they plan and create their stories.

Sadik, A. (2008)

A digital storytelling project by a student at the University of Toronto. Photo: The Ontario Ministry of Education

Research

Digital storytelling encourages students to think more deeply about a topic as they plan and create their stories.

Sadik, A. (2008)

A digital storytelling project by a student at the University of Toronto. Photo: The Ontario Ministry of Education

Prep



I am going shopping with a friend.

Illustration of two girls shopping in a stationery store. One girl is wearing a purple dress and the other is wearing a black jacket and blue jeans. They are standing in front of shelves filled with various items. A speech bubble from the girl in the black jacket says: "I am going shopping with a friend."

© 2014 Pearson Education, Inc. or its affiliate(s). All rights reserved.



Prep



I am going shopping with a friend.

Illustration of two girls shopping in a stationery store. One girl is wearing a purple dress and the other is wearing a black jacket and blue jeans. They are standing in front of shelves filled with various items. A speech bubble from the girl in the black jacket says: "I am going shopping with a friend."

Prep

CAPTION TYPE

What's happening?

400 characters left

ACCENTS

MATH

Prep

CAPTION TYPE

What's happening?

450 characters left

ACCENTS

MATH

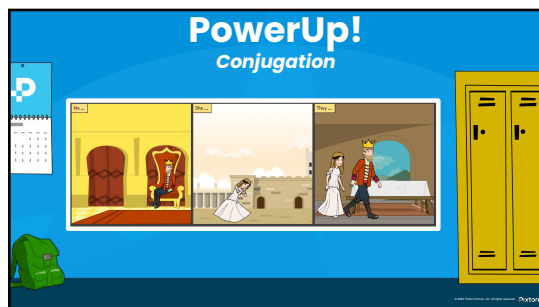
a á â ã ä å æ ç è é ê ë ì í î ï
ñ ò ó ô õ ö ø ù ú û ü
ý þ ÿ ² ³ ´ µ ¶ · ¸

© 2016 Apple Computer, Inc. All rights reserved.

TUTU

Prep

The screenshot shows the Microsoft Word ribbon with the 'Caption Type' section selected. The 'Caption Type' group contains three icons: a solid square, a square with a grid pattern, and a square with a dashed border. A blue checkmark icon is visible in the top right corner of the ribbon. Below the icons, there is a text input field containing the text 'What's happening?' and a character count indicator showing '455 characters left'. At the bottom of the ribbon, there are two tabs: 'ACCENTS' and 'MATHS'. The 'ACCENTS' tab is currently active, displaying a keyboard layout with various accented characters.



Example



© 2019 Pixton Inc. All rights reserved. Pixton

Research

*Pixton as a digital storytelling tool
enhanced language learning,
reducing pressure and
encouraging collaboration.*

Ortiz Orellana, X.G. & Mena Mayorga, J.I. (2021)

© 2019 Pixton Inc. All rights reserved. Pixton

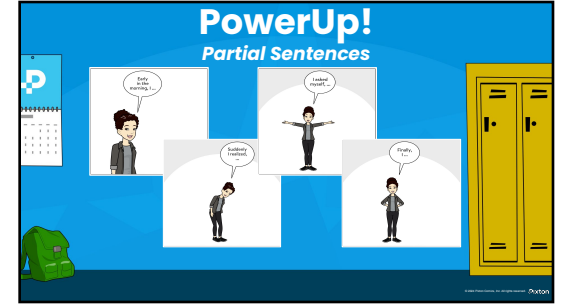
Prep





© 2019 Pixton Inc. All rights reserved. Pixton










Research-Based Best Practices


Language Acquisition

1. Create the Scene
2. Yesterday-Today-Tomorrow
3. Comics Jigsaw



© 2018 Pixton Inc. All rights reserved. Pixton

Handouts



© 2018 Pixton Inc. All rights reserved. Pixton



Thank You!



© 2018 Pixton Inc. All rights reserved. Pixton
